



SSC - GD



CONSTABLE

STAFF SELECTION COMMISSION

भाग - 3 (A)

अंग्रेजी एवं तार्किक योग्यता



CONTENT

1. Parts of Speech

- Noun 1
- Pronoun 10
- Adjective 18
- Verb 23
- Adverb 31
- Preposition 36
- Conjunction 42

2. Time and Tense 46

3. Articles 52

4. Conditional Sentences 56

5. Subject Verb Agreement 59

6. Voice 64





7. Narration 70











8. Vocabulary

- Synonyms & Antonyms 79
- Phrasal verb 91
- Idioms & Phrases 101

• One word substitution	114
• Spelling Correction	126
9. Objective Part	
• Reading Comprehension	134
• Cloze Test	140
• Sentence Rearrangement	147
• Fillers	151
• Error Detection	155
• Sentence Improvement	157

There Is Additional Data In Given QR Codes.

10. Noun Exercise	
11. Pronoun Exercise	
12. Adjective Exercise	
13. Verb Exercise	

14. Adverb Exercise	
15. Preposition Exercise	
16. Conjunction Exercise	
17. Times & Tense Exercise	
18. Articles Exercise	
19. Conditional Sentence Exercise	
20. Subject Verb Agreement Exercise	
21. Voice Exercise	
22. Narration Exercise	
23. Idioms & Phrases	

24. **One Word Substitution Exercise**



25. **Reading Comprehension**









26. **Fillers**



REASONING

1.	शृंखला	163
2.	अंग्रेजी वर्णमाला परीक्षण	173
3.	कूट-भाषा परीक्षण	184
4.	दिशा और दूरी परीक्षण	195
5.	रक्त संबंध	202
6.	क्रम-व्यवस्था	211
7.	गणितीय श्रंखलाएँ	215
8.	शब्दों का तार्किक क्रम	222
9.	सादृश्यता	230
10.	वर्गीकरण	240
11.	पहेली	245
12.	वेन आरेख	250
13.	लुप्त पदों का भरना	259
14.	आकृति श्रंखला	268
15.	दर्पण और जल प्रतिबिम्ब	272
16.	सम्बन्धित आकृतियाँ	284
17.	आकृति निर्माण	294

18.	प्रतिरूप पूर्ण करना	298
19.	कागज मोडना एवं काटना	305
20.	बैठक व्यवस्था	
21.	शकृतियों की गणना	
22.	तार्किक विचार	
23.	न्याय निगमन	
24.	शायु	
25.	केन्द्रीय प्रवृत्ति के माप	

Nouns

A noun is a name of person, place, thing, idea, action a quantity.

Types

- **Proper noun** – Denotes a particular person, place, thing.
Ex. Akshay, Pooja, Ankita
- **Common noun** – Is the name given in common to every person or thing of the same class or kind.
Ex. Boy, girl, company etc.
- **Collective noun** – Denotes a group or collective of similar individuals considered as one complete whole.
Ex. Class, Staff, Army, Parliament etc.
- **Material noun** – Denotes matter or substance of which a thing is made.
Ex. Iron, gold, silver, etc.
- **Abstract noun** – Is usually the name of a quality, action or state considered apart from the object to which it belongs.
Ex. Virtue, darkness, kindness, happiness etc.
- **Singular noun** – Boy, girl, man, car etc.
- **Plural noun** – Boys, girls, men, cars etc.
- **Countable nouns** – Are the names of objects, people etc. that we can count.
Ex. Book, doctor, horse, apple
- **Uncountable nouns** – Are the names of things which we can't count.
They mainly denotes substance and abstract things.
Ex. Milk, Oil, Sugar, Gold, Honesty etc.

Noun Numbers –

Singular noun ending	Plural noun ending	Singular	Plural
1) -s, -ss, -ch, -x, -zz	-es	Man	Men
Ex. Focus	Focuses	Woman	Women
Princess	Princesses	Mouse	Mice
Box	Boxes	Fish	Fish or Fishes
Buzz	Buzzes	A sheep	Ten sheep
2) -o	-s or -es	Child	Children
Ex. Hero	Heroes	Ox	Oxen
Piano	Pianos	A woman doctor	Several women doctors
Potato	Potatoes	A bookcase	Two bookcases
3) Consonant +y	-ies	An Indian take away	Two Indian take away
Baby	Babies	A passer by	Several passers by
Hobby	Hobbies	Glassful	Glassfuls
4) Vowel +y	-s	Spoonful	Spoonfuls
-key	-keys		
-ray	-rays		
5) -F	-S or -ves		

Um - A

- Datum - Data
- Medium - Media
- Memorandum - Memoranda

Ex.

- We can solve these problems by using method of floating datum DMO superposition. (✓)

Ans. Datum (Sing.) (✓) – क्योंकि यहाँ एक specific method (floating method) की बात हो रही है क्योंकि specific method (singular) है तो (datum (sing.)) noun भी sing. होगा।

- He copied the relevant data out of the encyclopedia.

Ans. Data (Plural) (✓) – काम का data collect किया मतलब बहुत शाश data collect किया होगा।

Important Rules –

Rule 1 – We always use singular verb with uncountable nouns.

- Plural of these words does not exist.
- Some examples of uncountable nouns are –

Machinery	Scenery	Information	Luggage
Advice	Poetry	Evidence	Help
Furniture	Bread	Wood	Fuel
Hair	Crockery	Cash	Money
Bakery	Behavior	Dirt	Jewelry

Knowledge	Wastage	Dust	Clothing
Mischief	Cost		

Note: - These nouns will not take A, An, many, few number of [plural verb] → they take singular verb.

Ex.

- The sceneries (Uncountable Noun) of Kashmir have (Plural Verb) enchanted us. (✗)

Ans. The scenery of Kashmir has enchanted us. (✓)

- She gave two jewelries. (correct – jewelry or a piece of jewelry)
- His hairs are black. → His hair is black. (✓)
- I ate three breads today. (Correct – Bread or three slices of bread)

Rule 2 – Certain noun exist in plural forms only. Thus 's' cannot be removed from such nouns.

- They take plural verb form.

Ex.

Scissors	Jeans	Pincers	Shorts
Spectacles	Remains	Congratulations	Pliers
Binoculars	Pajamas	Pants	Tweezers
Tongs	Earnings	Scales	Savings
	Trousers	Tights	
Hanks	Socks	Wages	

Ex.

- Where are my pants? (Plu.)
- Where are the tongs? (Plu.)
- Alms were given to beggars.
- She forgot her spectacle here.
(Correct → Spectacles)

Rule 3 – There are some nouns that indicate – length, measure, money, weight or number. When they are preceded by numeral, they remain unchanged in form.

→ Foot, meter, pair, score, dozen, head, year, hundred, thousand, million, billion, trillion.

- इनसे पहले number हो तो → 'S' नहीं लगेगा

Ex.

- Three dozens pencils. (×)
Three dozen pencils. (✓)
- इसके बाद 'of' हो तो → 's' लगेगा

Ex.

- Thousand of people died of cholera last year.
Correct – Thousands of people died of cholera last year.
- I have seven dozens of shoes.
Correct – Dozen
- He has five thousands rupees.
Correct – Thousand
- It is four years degree course.
Correct – year

Rule 4 – Some nouns are singular in meaning, but they are used as plural nouns and always take a plural verb.

[cattle, gentry, vermin, peasantry, artillery, people, company, police]

Ex.

- The cattle is grazing in the ground. (×)
Correct – Cattle (Plural) → are Plural (✓)
- Police has controlled the situation.
Correct – Has (×) → Have (✓)
- The children are playing in the field.
- large farms, cattle are usually marked with brand.
(cattle (noun plural है इसलिए plural – farms (✓))

Note –

(1) People or peoples में difference -

People – of same race. (समान जाति वर्ग)

Peoples – of different race. (विभिन्न जाति वर्ग)

(i) _____ of world must unite.
(peoples✓ / people×)

(2) Floor – the flat surface of the room

Ground – Surface of the earth

(3) Envy – a wish to possess that the other person has. (complete)

Jealousy – a feeling that arises out of fear of losing that you has.

(4) Skill – We acquire it by learning.

Talent – A natural ability.

Rule 5 – Some nouns like – mathematics, physics, dynamics, ethics, linguistics, meta physics, optics, economics, news, polities,

mumps, measles, rickets, athletics, mechanics etc. are in plural forms but used as a singular noun.

Ex.

- Mathematics is the science of quantity.
- Bad news travels fast.
- Mumps has been nearly eradicated in our country.
- Billiards is my favorite game.

Rule 6 – Some nouns are known as common gender nouns. They can be used for either sex; male or female.

These are called dual gender nouns. Such nouns are: teacher, student, child, clerk, candidate, advocate, worker, writer, author, leader, musician, politician, enemy, client, president, person, neighbor etc.

Q. When these are used in singular. Use third person singular masculine (his) pronoun with them.

Ex.

- Every candidate should write his (not her) name.
- Every person should perform his (not her) duty.

Each, either, everyone, everybody, no one, no body, neither, anybody are also common gender pronouns.

(c) The student forgot her spectacles at home. Her (x) → (his) ✓

(d) The teacher was not present in her office. Her (x) → (his) ✓

(e) The doctor suggested her patient to take medicines properly. her (x) → his (✓)

Rule 7 – Some nouns are used for specifically for feminine gender only.

Ex.

- blonde, maid, mid wife, coquette etc.

Now a day nouns 'bachelor' and 'virgin' are being used for masculine and feminine gender as well.

Ex.

- He is coquette. (x)
- She is coquette. (✓)

Rule 8 – If the same noun is repeated after preposition, the noun will be singular.

[noun (s) + preposition + noun (s)]

Ex.

- Town after town
(Noun) (Prep.) (Noun)
Was/ were devastated.

Was (✓) Were (x)

- Row upon row of pink marble look (x) /looks (✓) beautiful.
- He was reading pages after pages of the book.

Correct – page after page

- Trees after trees was (✓)/ were (✗) being cut.

Rule 9 – Some nouns like → Deer, sheep, series, fish, crew, team, jury, aircraft, consent etc.

Take the same form both in singular and plural.

Ex.

- This cricket team is best for T-20 matches.
- The crew is large.
- All the crew were saved.
- One sheep is grazing.
- Two sheep are grazing.

Rule 10 – If a numeral adjective and a fraction are used with a noun, the noun is used with the numeral and the noun will be in singular form.

Ex.

- She gives me one (Numeral Adj.) and a half (Fraction) rupee. (Noun) (✗)
She gave me one rupee and a half. (✓)
- He gave me two and a quarter rupee. (✗)
He gave me two rupees and a quarter. (✓)
- If the numeral adjective and the fraction refer the multiplication the noun be placed in the end (after the fraction) and it must be plural.

Ex.

- Your deposits have grown two and a half times within two years.
- My salary has increased three and a quarter time within three years.

Rule 11 – In case of a very young child, insect or other small creature we use neuter gender.

Ex.

- The baby wants his bottle. (its)
- The child has his bottle. (its)

Rule 12 – When a neuter gender, noun is personified we use masculine gender to objects remarkable for their strength.

Ex.

- Sun, time, death, winter etc.

Sometimes it is treated as Feminine. Feminine gender to objects remarkable for their beauty and gratefulness etc.

Ex.

- Earth, moon, nature etc.

Ex.

- The sun was shining on the sea, shining with all his might.

The sun इसलिए his का use रही है। अगर her का use होता है तो वो गलत होता।

- Mother Earth (Feminine)

Rule 13 – Don't say "family members / cousin brother" or "cousin sister" but say →

- The members of the family. (✓)
- He or she is my cousin. (✓)
- He is my English teacher. (✓)
- He is my teacher of English. (✗)
- He is my mathematics teacher. (✗)
- He is my teacher of math's. (✓)

Grammar Rules for Possessive Nouns

Rule 1 – Making singular nouns possessive – Add an apostrophe+'s'

To most singular nouns and to plural nouns that don't end in 's'.

Ex.

- Singular noun – Kitten's toy, Joe's car, James's book/ James's
- Plural not ending – Women's dresses, sheep's pasture in 's'.

Rule 2 – Making plural nouns possessive –

Add just an apostrophe to plural nouns that already end in 's'.

Ex.

- The companies' workers went on strike together.

- You need to clean out the horse's stalls.
- The two countries' armies amassed on the border.

Rule 3 – Making hyphenated nouns and compound nouns plural –

Ex.

- My mother-in-law's recipe for meatloaf is my husband's favorite.
- The United States post office's stamps are available in rolls or pockets.

Rule 4 – Possessives: Joint or separate ownership –

Ex.

- The administrative assistant completed Arvind's and Rohit's report. (✗)
- The administrative assistant completed Arvind and Rohit's report. (✓)

We are planning to attend Sam and Teresa's retirement party.

(One party is being held to celebrate both people's retirement, so the party "belongs" so to speak to them jointly.)

We are planning to attend the party honoring Sam's and Teresa's outstanding sales records.

(Each of them possesses a separate, individual sales record; the records are not jointly owned.)

Possessivity – Ownership

- We use 's with living things –
 - Mohit's Car
 - Priya's watch
 - The bag of Mohan
- We don't use 's with – Non living thing
 - Table's leg (✗)
 - Leg of the Table (✓)
- Exception –
 - Needle's point
 - Blade's/ Razor's edge
 - Hair's breadth

Ex.

- The Salesman said that, "This blade's edge is sharper than any other blade". (No error)
- Table's legs were broken. (✗)
Legs of the table were broken. (✓)

Rule 5 – When two nouns are in apposition, the possessive sign ('s) is added to the latter only; as,

Ex.

I am going to Ram Lal's, my friend's village. (Incorrect)

I am going to Ram Lal, my friend's village. (Correct)

Rule 6 – Possessive sign ('s) is also used in the following structures –

Ex.

- With the names of dignified objects –
Heaven's will – Earth's gravity
Country's call – Sun's ray's
- With the name of personified objects –
Duty's call – Death's doctor
Fortune's favour – Nature's law
- With the noun indicating time, weight, distance, value pace etc.
 - An hour's journey – Ten pound's weight
 - A needle's point-Three lakh's worth
- Possessive sign ('s) is also used after initials-
The CM's Secretary
The PM's Security guard
The VIP's escort

Rule 7 – The double possessive should not be used –

Ex.

- Ram's sister's marriage is on 2nd November. (✗)
The marriage of Ram's sister on 2nd Nov. (✓)
- The President's brother's wife died yesterday. (✗)
The wife of President's brother died yesterday. (✓)

Rule 8 – Possessive sign is also used with the following pronouns –

Anyone	Anybody	Nobody
Somebody	No one	Each other
Everyone	Everybody	
One another	Someone	

Ex.

- The student should follow the suggestions of their teacher and not somebody else.

Correct – Somebody else's

Rule 9 – When the two nouns are used after one of the possession or ownership is not shown by possessive sign ('s) but it is shown by preposition of –

Ex.

- One of my friend's wives was killed in an accident. (✗)
The wife of one of my friends was killed in an accident. (✓)
I saw the reception of president in Jaipur. (✓)

Pronoun

A pronoun is a word that is used in place of Noun in order to avoid repetition of a noun in a sentence making language stylistic.

Type of pronoun

1. **Personal Pronoun** - It refers to persons I, me, we, us, you, he, she, they etc.

Ex.

- I am a boy.
- They are boys.

2. **Demonstrative Pronoun** – It points out object. (This, that, these, those etc.)

Ex.

- This is a cow.
- That is your house.

3. **Relative Pronoun** – It is related to Who, whom, whose, which that etc.

Ex.

- She is the girl who met me yesterday.

4. **Interrogative Pronoun** – It is used for asking questions – who, whom, whose, which etc.

Ex.

- Who asked you this question?

5. **Indefinite Pronoun** – It is used for general meaning

(Everybody, somebody, nobody, someone, no one, anyone, everything, all, some, any etc.)

Ex.

- Somebody has come to meet you.
- I want some water.

6. **Reflexive Pronoun** – It is used to emphasize myself, ourselves, himself, themselves, yourself.

Ex.

- I cook myself.
- You do your homework yourselves.

7. **Distributive Pronoun** – It refers to one at a time.

(None, any, no one, either, neither, each)

Ex.

- None has come to meet you.
- Neither of the two boys has come.

8. **Reciprocal Pronoun** – It is used for natural relationship (Each other, One another)

Ex.

- We respect each other.
- They love one another.

9. **Possessive Pronoun** – Pronoun that show possessions.

(Mine, ours, yours, his, hers, theirs.)

Ex.

- Save your time and mine too.

10. **Emphatic or Emphasize Pronoun** – Such pronouns are used to lay stress on the subject.

(Myself, ourselves, themselves, oneself etc.)

Ex.

- You, yourself are responsible for your problems.
- I, myself will go to see her.

Subjective pronoun	Objective pronoun	Possessive pronoun	Possessive Adjective	Reflexive pronoun
I	Me	Mine	My	Myself
He	Him	His	His	Himself
She	Her	Hers	Her	Her self
They	Them	Theirs	Their	Them selves
We	Us	Ours	Our	Our selves
You	You	Yours	Your	Yourself/ yourselves
It	It	-	Its	It self
Who	Whom	Whose	Whose	-

Note – Possessive Adjective + Noun

Q. The Phone that (1)/ my father bought is different (2) than your (3)/ No Error (4).

Ans – (3) → your (x) → yours/your phone (✓)

Here in this sentence yours will give the sense of 'your + phone' as the comparison is between phones.

Rules:-

Rule 1 – Make comparison with the same form of pronouns.

Ex.

- She is more beautiful than I. (both she and I are of nominative case)
- I like you more than him. (both are objective case)

Rule 2 – When collective noun comes as a unit use pronoun in singular form and when it refers to it members separate use pronoun in plural form.

Ex.

- The team is strong (unit). (✓)
- The board **were** V(P) divided in **their** P(P) opinion. (✓)

(a) Some Collective nouns are – Class, Court, Clock, Panel, Committee, Group, Audience, Staff, Family, team, board, Army etc.

(b) Collective nouns such as Jury, Public, team, committee, government, audience, orchestra, company etc. are used both as singular and plural. It depends on the usage.

Ex.

- The jury **was** divided in their opinion. (correct use – were)
- The team **have** not arrived yet. (correct – has)
- Our team **are** V(P) trying **their** [P(P)] new dresses today.

Team, family, jury, committee, army, audience में यदि their or its हैं तो sentence का structure



Their – V(P) – P(P)
Its – V(S) – P(S)

V(P) - Plural Verb
V(S) - Singular Verb
P(P) - Plural Pronoun
P(S) - Singular Pronoun

Rule 3 – When two singular nouns are joined by either or/ neither nor → pronoun used for them must be singular.

Ex.

- Either Ritu or Geeta has done her work. (✓)
- Neither Nitin nor Govind **has** done **their** work. (✗)
- Neither Nitin nor Govind **has** done **his** work. (✓)

(क्योंकि has S.V. है इसके according singular pronoun his आएगा)

Rule 4 – Distributive pronoun is a pronoun which denotes persons or things of a group separately and always becomes singular and is followed by the singular verbs.

(i.e., each, either, neither, everyone, any, none, no one)

Ex.

- **Each** of you **has** visited Red Fort.
- **Every** one of you **is** physically fit to work.
- **Neither** of the two boys **has** come to meet you.

Rule 5 – The indefinite pronoun ‘one’ should be used as one’s for its possessive case.

Ex.

- One should do one’s Job.
- One should not forget one’s duty.

Rule 6 – Uses of Relative Pronoun –

- Who – For person
- Which – For things (when we use which for selection it may be used for person)

- That – For both persons and things.
(Who, which, that, what etc.)

- As a subject in subordinate clause.

Ex.

- The boy who comes here is player.
- As an object in subordinate clause.

Ex.

- I have a son whom I love very much.

Ex.

- That is the girl who is honest.
- The book which is red is yours.
- Which of the boys do not come on time? (selection)
- The man and his dog that/which/who you saw yesterday have been kidnapped.
(that)+ Animal + Person (इसलिए that सही answer होगा)

Q. – The person which was (A)/ recommended for the position (b)/ did not fulfil (c)/ the prescribed qualification (d).

Ans – (a) – Relative pronoun ‘who’ is used for person, replace ‘which’ by ‘who’

Tricks –

- (i) Person + _____ + H.V./M.V. – तो blank में who आएगा
- (ii) Person + _____ + different subject (noun or pronoun) – Whom

Ex.

- Keshav asked Ravi _____ was reading a book.
(who)(✓) → Ravi (×) + who (blank) + was (H.V.)
- Aarushi will lead the group who is participating.
- Arjun distrusted the stranger whom Bheema rejected.
- The boy found the little girl whom the parents abandoned.
- She assisted the old man (Person) whom the mob (Noun) had beaten.

Imp.

- Keerat has thanked _____ has helped her.

(thanked के बाद कोई subject नहीं है, मतलब ‘जिसे किसी ने भी उसकी सहायता की इसलिए - whoever (✓))

(iii) subject के बाद + whoever + H.V. / M.V.

- Khyali cheated whoever, came in his way.

Subject नहीं है तो ever तो आएगा ही और blank के बाद verb (came) है तो who – इसलिए (whoever)

(iv) subject ना हो + whoever + diff. sub. (noun or pronoun)

Imp.

- Everyone scolded him _____ they found, was a truant.

Ans. Who (✓)

- Everyone scolded him _ they found a truant.

Ans. Whom (✓)

कभी-कभी blank के बाद छोटा सा clause लिखा होगा जैसे they find, I found, I believe, He see, I think, She see etc.

अनके Just बाद verb आएगी तो हम उस clause को negate कर देंगे मतलब him who they found was.

Rule 7 – Usage of ‘That’

- For both persons and things.

Ex.

- The man and his dog that I saw yesterday have been kidnapped.
- If ‘all’ denotes people and is used as a subject; ‘who’ or ‘that’ is used and not whom/which.

Ex.

- All who/that are interested to do this work can start noun.

(दोनों सही हैं, दोनों में से कोई भी एक आ सकता है)

But

- If ‘All’ denotes non living things ‘that’ is used.

Ex.

- All that glitters is not gold.
- All + uncountable noun is followed by ‘that’

Ex.

- All the money that I gave her has been spent.

- Everything, nothing, the only, any, all, everyone, none, nor, nobody, much, little, the same, the few, the little will – take ‘that’

Ex.

- My father has given me everything that I needed.
- My wife has spent the little money that I gave her.
- With superlative degree – (S.D.)

Ex.

- He is the best student that met me yesterday. (S.D.)
- She is the most beautiful actress that we ever met.

Rule 8 – There should be agreement of verb with its antecedent in person and number.

Ex.

- I who am your friend must inform you about exam notification.

I(Antecedent) Who am (Verb)

Antecedent के according Verb

Imp.

- Fear is (a)/ one of those emotions (b)/ which frequently roots us(c)/ to inaction (d)/ No error (e).

Ans. (c)

Explanation – Relative pronoun ‘which’ is used here for its antecedent ‘emotions’ and

the number and person of verb will be according to the antecedent (emotions) of relative pronoun, As the word 'emotions' is plural so the verb must be in plural form. Replace singular verb 'roots' with root. (✓)

Rule – When pronoun comes after 'to be' (is/am/are/was/were) it comes. (objective case)

Ex.

- It is he. (Subjective case)
- Who is she?

Rule 10 (a) – Some verbs always take either an object or reflexive pronoun. [Myself, ourselves, yourself, ourselves, himself, herself, itself, themselves etc.]

Such verbs are – Hurt, introduce, satisfy, kill, cheat, absent, prepare, teach, prostrate, present, enjoy, amuse, avail, acquit, reconcile, resign, avenge, exert, adapt, any, adjust, pride, absent and enjoy etc.
(exception)

Ex.

- We should introduce ourselves.
- You should avail yourself of this opportunity.

Enjoy & absent

Ex.

They enjoyed the party (no need of reflexive pronoun (R.P.))

क्योंकि verb के बाद object है और object है तो (R.P) का use नहीं करेंगे

- They enjoyed during vacation. (use 'themselves after enjoyed)
- Enjoyed के बाद object नहीं है इसलिए themselves का use होगा
- He was absented. (noun की तरह use तो (R.P.) नहीं आएगा)
- He absented himself. (✓)
- (अगर absent को main verb की तरह use किया हो तो उसके बाद reflexive pronoun आएगा)

Rule 10 (b) – Keep, stop, turn, qualify, bathe, move, rest and Hide don't take a reflexive pronoun after them.

Ex.

- You should keep yourself away from bad company. (remove yourself)
- He hide himself in the room. (remove himself)

As a helping verb – No Reflexive Pro.
As a main verb → Reflexive Pro.

Rule 11 – For good reason and singular subjects we should use personal pronoun in the order 231 and for bad reason or plural subjects – 123(persons order)

Ex.

- For (231) – You (2), he (3) and I (1) are to solve it.
- She (3), I (1) and you (2) have come. (✗)
You, She and I come. (✓)
- I, you and he have committed the mistake. (✓)